

Eastern Region Roof Training Group Ltd



Apprenticeship Welcome Pack

Level 2 Roof Slater and Tiler Standard



Contact details:

Telephone number: 01473 744412

Email address: info@eastern.rooftraining.co.uk

<https://www.easternregiontraining.co.uk/>

Contents

Page numbers:

Page 3. Contents

Page 4. About Us

Page 5. Key Contacts

Page 6 – 8. Apprenticeship Information

Page 9. NOCN End Point Assessment

Page 10. Application Process

Page 12. Location





About Eastern Region Roof Training

Established in 2001, Here at Eastern Region Roof Training, we are a multi-purpose centre facilitating high quality training across the construction industry, we engage with local charities, schools, apprentices, and additionally offer external training to private companies.

As an DFE / ESFA Apprenticeship provider, we deliver inspirational, challenging, and thought-provoking training, that keeps roofing contractor members coming back to us time and time again.

We have an array of roofing rigs in which the apprentices can hone their skills under the instruction of our qualified, experienced teaching staff also, we have 4 classrooms fully equipped to provide a cohesive educational environment for our apprentices to carry out their theory work.

Our records show that our achievement rates are exceptionally high, our most recent cohort of 2022 has 2 passes and the remaining 11 have achieved distinctions. With 4 of our apprentices participating in the skills build heats with 1 reaching the national finals for the WorldSkills apprentice of the year competition. This is a testament to our dedicated team, who all go the extra mile to ensure customer satisfaction and progression.

With a full support team at your disposal, we take pride in ensuring all our apprentices benefit from having the correct learning package in place to meet their needs.

We value diversity, recognise individuality, and treat everyone with integrity and respect.

Eastern Region Roof Training Limited fully recognises its responsibilities for safeguarding children. Our students' welfare and safety are at the heart of our college ethos and in everything we do.


In this policy, a 'child' means all children and young people below 18 years of age.

In accordance with relevant law and guidance this policy details our procedures for safeguarding and child protection.

It is applicable to the whole college community.

Safeguarding and promoting the welfare of children is everyone's responsibility, whether they work or volunteer in the college. Everyone has a role to play in child protection and safeguarding. The college - where appropriate - adopts a whole- college approach to safeguarding children.

All staff and volunteers will ensure that their approach and actions are child-centred- putting the wishes and feelings of victims at the heart of any safeguarding response. This means that they'll consider, always, what is in the best interests of the child.



Key Contacts:

Roofing Tutor – Ben Barker –

Ben@eastern.rooftraining.co.uk

If you have any roofing related enquires.

Any enquiries contact–

Apprenticeships@eastern.rooftraining.co.uk

Apprenticeship Manager – Kate Rupp

Kate@eastern.rooftraining.co.uk

Safeguarding Lead - Katie Lawrence

katie@eastern.rooftraining.co.uk

Quality and Compliance – Jennifer Ball

Jennifer@easternregiontraining.co.uk



We have a shared work mobile which we will contact all the apprentices on to give updates about lessons and homework.

Works mobile – **07881342576**

Office number – **01473 744412**



CUPA PIZARRAS
The world leader in natural slate

Roof Slater and Tiler Apprenticeship Information

- Level 2 Apprenticeship Standard (NOCN)
- 18-24 Months (Dependant on attainment + prior learning)
- Next intake is March – September 2023
- Delivery is bespoke according to the needs of the individual student.

Core Skills

On completion of this apprenticeship, roofers will be able to:

- Work safely and be aware of key health, safety, and welfare issues
- Plan and carry out their work to commercial standards of quality and speed
- Move, handle and store resources, complying with relevant legislation and guidance
- Interpret and follow verbal and written work instructions from trade supervisors and site managers
- Select the required materials and resources to carry out the work
- Set up, check and operate plant and/or equipment
- Install related materials and components to a given specification
- Use, maintain and store hand tools, power tools and associated equipment
- Access, interpret and use drawings and specifications to carry out work



Core Knowledge

On completion of this apprenticeship, a roofer will have knowledge of:

- The principles of health, safety and welfare, employment law, and how these are applied in the workplace
- The different techniques and methods used to move, handle and store materials
- How to interpret and use relevant product information and specifications
- The standards and codes of practice that apply to roofing
- How to calculate quantity, length, area and wastage of resources
- The principles of condensation, the factors involved and standard methods of control in roofs
- The principles of insulation and effects on heat loss in roofs
- Basic drawings and how to calculate material quantities from given information
- The principles relating to common defects, and the repair and maintenance of roofs
- Why, when and how health and safety control equipment should be used when undertaking roofing work (e.g. personal protective equipment (PPE) and respiratory protective equipment (RPE))
- How to use, maintain and store hand tools, power tools and associated equipment
- How to work safely at height and use access equipment
- The needs of other workers and how to work effectively with others
- The characteristics, quality, uses, sustainability, limitations, and defects associated with roofing products and components used in their own specialism and the wider roofing industry

Core behaviours expected to be displayed by all roofing apprentices

Effective communication: oral, written, listening, body language, presentation

- Teamwork: work effectively with others with limited supervision
- Independent working: take responsibility for completing own work
- Logical thinking: use clear and valid reasoning when making decisions
- Working effectively: undertake the work in a reliable and productive manner
- Time management: use own time effectively to complete the work on schedule
- Adaptability: be able to adjust to changes to work instructions

Roof Slater and Tiler Skill Requirements

On completion of this apprenticeship, slaters and tilers will be able to:

- Carry out a range of job tasks including measuring, marking out, fitting, finishing, positioning, and securing
- Install plain tiles, interlocking tiles, natural slates and fibre-cement slates
- Install underlay, battens and related roofing components
- Install pre-formed lead and/or proprietary flashings
- Install dry and wet fixed products to verges, hips, ridge and valleys
- Install insulation and ventilation products for warm and cold roof construction
- Install roof windows and flashing kits

Roof Slater and Tiler Knowledge Requirements

On completion of this apprenticeship, slaters and tilers will have knowledge of:

- The principles of slating and tiling and how they are applied in routine tasks, such as, setting out roofs, installing insulation, underlay and other background materials, installing main roof coverings, fixings, fittings and components, ventilation and dry fix systems, roof windows, mixing and applying mortar and installing pre-formed lead and/or proprietary flashings
- How to use key dimensions relating to batten gauges and minimum and maximum head lap
- How to strip and reclaim slates, tiles, and fittings for re-use
- How to check areas to be covered, including correct installation of cavity trays, fascia board height, barge boards, hip and valley construction, penetrations, and masonry
- How to requisition slating and tiling materials, such as tiles, slates, underlay, battens, fixings and related materials, fittings, and components

Qualifications

Qualifications are not mandatory for this standard, however, apprentices without Level 1 English and maths will need to achieve this level and take the test. Apprentices with a level 1 in English and Maths will be studying towards level 2 but do not have to take an exam. For those with an education, health and care plan or a legacy statement, the apprenticeship's English and maths minimum requirements are Entry Level 3, and the British Sign Language qualification is an alternative to English qualifications for apprentices for whom this is their primary language.

Progression and Professional Recognition

On completion of this standard, apprentices will be eligible for employment in the roofing industry as a craft operative. Apprentices may progress to supervision and management appointments in roofing organisations.

Both students and employers will have access to the City and Guilds platform where the apprentice has all their work located and marked by the tutor. This will be set up on the day of induction so the employer can track the apprentice's progress.

We also run our CSCS Green card package at a discounted price for all our apprentices, this will include the one-day Health and Safety exam, the touchscreen test at their local test centre and ourselves applying for their card. Our usual price is £240 + VAT but we are offering this out at £150 + VAT.

Apprenticeship Grants through CITB:

<https://www.citb.co.uk/levy-grants-and-funding/grants-and-funding/apprenticeship-grants/>


How to register and use the apprenticeship service as an employer:

<https://www.gov.uk/guidance/manage-apprenticeship-funds>

Course feedback from previous Apprentices:

CH 2021 "I think at college, the most useful thing was practising things I couldn't practise at work, such as lead work/bedding ridges/verges. There is minimal things at college that I could improve, I really liked the friendliness of the staff.

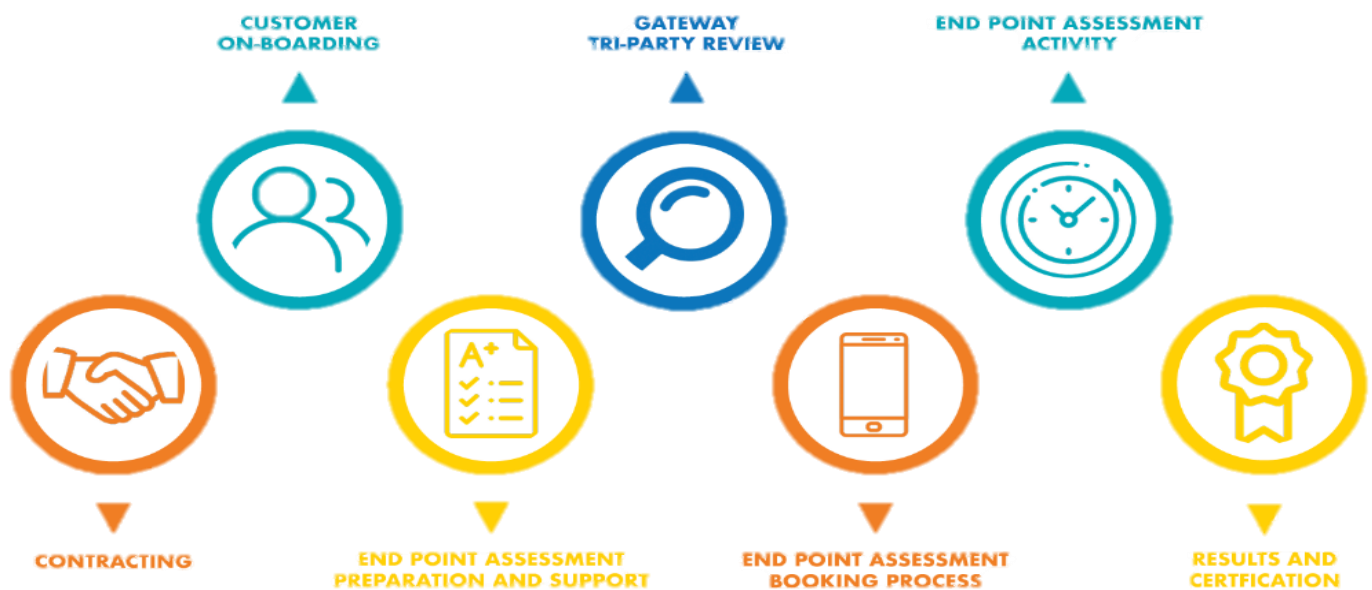
B CD 2021 "whenever you required assistance, every member of staff was easily approachable + always offered their support. The feedback they provided was always thorough and showed where you were going right and where improvements could be made keeping us on track. "



NOCN End Point Assessment

The EPA Journey:

From the day the apprentice first starts their programme through to the apprentice receiving their results, NOCN works in partnership with employer's and training providers to ensure a high quality, robust End Point Assessment.



EPA Breakdown:

- CO1 Knowledge Test
 - 45 multiple choice questions
 - 90 minutes
 - Take photos of work for evidence.
- CO2 Practical Observation with Questioning
 - 10 hours (maximum of 2 working days)
 - Can be moved from one site to another
- CO3 Interview
 - Underpinned by portfolio
 - 45 minutes 1-1



Application Process:

Step by Step enrolment process:

- Get in touch with a member of staff at ERRTG either on Apprenticeships@eastern.rooftraining.co.uk or call us on 01473 744412
- We will talk you through all the information you require and send you over a copy of apprentice welcome pack.
- Complete and return an enrolment form
- Assist you with the HMRC gateway to secure your funding
- Invite you and your apprentice to our induction day
- Attend your induction day where everything will be explained to you and your apprentice.
- Apprentice embarks on their learning journey
- Receive regular reviews on your apprentices performance
- You will be able to log into your apprentices portfolio so you can view their course progress
- Regular phone calls via our apprenticeship team
- Attend apprenticeship celebration events
- Apprentice completes his/her award



Childline Childline.org.uk Call free on 0800 1111	NSPCC: https://www.nspcc.org.uk	Samaritans: (Suicide prevention charity) https://www.samaritans.org
Shout (free text service for anyone in crisis): 85258	111 - NHS Non-emergency advice line	101 – Police Non-emergency Line
Papyrus Hopeline UK (Suicide prevention charity for young people): 08000684141	Young Minds: https://www.youngminds.org.uk	Emotional Wellbeing Hub: 0345 600 2090 (Monday - Friday 8am-7.30pm)
The Source (information and advice for young people in Suffolk): https://thesource.me.uk/	Kooth (online counselling service): https://www.kooth.com/	Domestic abuse helpline: 0808 2000 247 www.nationalhelpline.org.uk
Customer first (Social Care for out of hours safeguarding concerns): 0808 800 4005		

Where we are located: Unit 6, Lower street, Baylham, Ipswich IP6 8JP



We look forward to having you on board!

